

इंटरनेट

मानक

Disclosure to Promote the Right To Information

Whereas the Parliament of India has set out to provide a practical regime of right to information for citizens to secure access to information under the control of public authorities, in order to promote transparency and accountability in the working of every public authority, and whereas the attached publication of the Bureau of Indian Standards is of particular interest to the public, particularly disadvantaged communities and those engaged in the pursuit of education and knowledge, the attached public safety standard is made available to promote the timely dissemination of this information in an accurate manner to the public.

“जानने का अधिकार, जीने का अधिकार”

Mazdoor Kisan Shakti Sangathan

“The Right to Information, The Right to Live”

“पुराने को छोड़ नये के तरफ”

Jawaharlal Nehru

“Step Out From the Old to the New”

IS 903 (1993): Specification for Fire Hose Delivery Couplings, Branch Pipe, Nozzles And Nozzle Spanner - Specification [CED 22: Fire Fighting]



“ज्ञान से एक नये भारत का निर्माण”

Satyanarayan Gangaram Pitroda

“Invent a New India Using Knowledge”



“ज्ञान एक ऐसा खजाना है जो कभी चुराया नहीं जा सकता है”

Bhartrhari—Nitiśatakam

“Knowledge is such a treasure which cannot be stolen”

BLANK PAGE



भारतीय मानक

अग्नि होज प्रदाय युगमन शाखा पाईप नोजल और
नोजल पाने की विशिष्टि

(चौथा पुनरीक्षण)

Indian Standard

FIRE HOSE DELIVERY COUPLINGS,
BRANCH PIPE, NOZZLES AND NOZZLE
SPANNER — SPECIFICATION

(*Fourth Revision*)

First Reprint JULY 1998

UDC 614·843· 2: 621·643·415

© BIS 1993

BUREAU OF INDIAN STANDARDS
MANAK BHAVAN, 9 BAHADUR SHAH ZAFAR MARG
NEW DELHI 110002

FOREWORD

This Indian Standard (Fourth Revision) was adopted by the Bureau of Indian Standards, after the draft finalized by the Fire Fighting Sectional Committee had been approved by the Civil Engineering Division Council.

Fire hose delivery couplings, branch pipe, nozzles and nozzle spanner are some of the important accessories used for fire fighting operations. This standard was first published in 1958, revised subsequently in 1965, 1975 and 1984. The fourth revision incorporates all the amendments issued so far besides correcting the various figures according to the modifications decided by the concerned Technical Committee.

For the purpose of deciding whether a particular requirement of this standard is complied with, the final value, observed or calculated, expressing the result of a test or analysis, shall be rounded off in accordance with IS 2 : 1960 'Rules for rounding off numerical values (*revised*)'. The number of significant places retained in the rounded off value should be the same as that of the specified value in this standard.

AMENDMENT NO. 3 JUNE 2012
TO
IS 903 : 1993 FIRE HOSE DELIVERY COUPLINGS,
BRANCH PIPE, NOZZLES AND NOZZLE SPANNER —
SPECIFICATION

(Fourth Revision)

[*Page 2, clause 5.2.6 (see also Amendment No. 1)*] — Substitute ‘Grade 1 or 4 of IS 3444 : 1987’ for ‘Grade 1 & 4 of IS 3444 : 1987’.

(CED 22)

Reprography Unit, BIS, New Delhi, India

AMENDMENT NO. 2 SEPTEMBER 2003
TO
IS 903 : 1993 FIRE HOSE DELIVERY COUPLINGS,
BRANCH PIPE, NOZZLES AND NOZZLE SPANNER —
SPECIFICATION

(Fourth Revision)

(Page 1, clause 5.2.2, line 2) — Substitute 'IS Designation 4225, 4450 or 4600 of IS 617 : 1975' for the existing.

(CED 22)

Reprography Unit BIS, New Delhi, India

**AMENDMENT NO. 1 SEPTEMBER 1999
TO
IS 903 : 1993 FIRE HOSE DELIVERY COUPLINGS,
BRANCH PIPE, NOZZLES AND NOZZLE SPANNER —
SPECIFICATION**

(Fourth Revision)

[*Page 1, clause 5.2.1(c)*] — Delete 'DCB 1 of'.

(*Page 2, clause 5.2.6*) — Substitute 'Grade 1 & 4 of IS 3444 : 1987' for 'designation of 04Cr17Ni12MO2 of IS 6529 : 1972'.

(*Page 7, Annex A*) — Insert the following:

'IS 3444 : 1987 Corrosion resistant alloy steel and nickel base castings for general applications'

(CED 22)

Reprography Unit, BIS, New Delhi, India

Indian Standard

FIRE HOSE DELIVERY COUPLINGS, BRANCH PIPE, NOZZLES AND NOZZLE SPANNER — SPECIFICATION

(*Fourth Revision*)

1 SCOPE

This standard lays down the requirements regarding material, shape, construction and test (wherever applicable) for fire hose delivery couplings, branch pipe, nozzles and nozzle spanner used in fire fighting operations.

2 REFERENCES

The Indian Standards listed in Annex A are necessary adjuncts to this standard.

3 WORKMANSHIP AND FINISH

All fittings shall be of good workmanship, finish and free from all burrs and sharp edges. The forgings and castings shall be sound and free from porosity, blow-holes, scales, cracks and other imperfections and shall not be repaired or filled so as to hide casting defects. The water-way of the fittings shall have a smooth finish.

4 MARKING AND CRITERIA FOR CONFORMITY

4.1 Each fitting shall be separately, clearly and permanently marked with the following information :

- a) Manufacturer's name and trade-mark,
- b) Size (where applicable), and
- c) Year of manufacture.

4.1.1 Each fitting may also be marked with the Standard Mark.

NOTE — The use of the Standard Mark is governed by the provisions of the *Bureau of Indian Standards Act, 1986* and the Rules and Regulations made thereunder. The Standard Mark on products covered by an Indian Standard conveys the assurance that they have been produced to comply with the requirements of that standard under a well defined system of inspection, testing and quality control which is devised and supervised by BIS and operated by the producer. Standard marked products are also continuously checked by BIS for conformity to that standard as a further safeguard. Details of conditions under which a licence for the use of the Standard Mark may be granted to manufacturers or producers may be obtained from the Bureau of Indian Standards.

4.2 Each fitting shall be checked for the requirements given in this standard.

SECTION 1

5 DELIVERY HOSE COUPLING

5.1 The delivery hose couplings shall consist of male half coupling and female half coupling assembled with washer as shown in Fig. 1.

5.2 Materials

5.2.1 Copper Alloys

Copper alloys used for castings or forgings shall conform to the requirements given below:

- | | |
|-------------------------|---|
| a) Sand Castings | Grade LTB 2 of
IS 318 : 1981 or
Grade HTB 1 of
IS 304 : 1981 |
| b) Die castings | Grade 3 of IS 292 : 1983 |
| c) Hot forgings | DCB 1 of IS 291 : 1989 |
| d) Gravity die castings | IS 1264 : 1989 |

5.2.2 Aluminium alloys used shall be die casting only and shall conform to IS Designation 4250, 4450 and 4600 of IS 617 : 1975. Exposed aluminium surfaces shall have an anodized finish and all threaded parts of aluminium alloy components shall be coated with molybdenum listed grease.

5.2.3 Zinc-aluminium alloy (copper 0.5 to 1.5 percent, aluminium 10.5 to 11.5 percent, magnesium 0.015 to 0.03 percent and balance zinc) may be used and shall be die cast.

5.2.4 The phosphor bronze wire used for the spring shall conform to IS 7608 : 1987 to be used in case of copper alloy couplings and stainless steel wire used for the spring shall conform to IS 6528 : 1972 to be used in case of aluminium alloy, zinc alloy and stainless steel couplings.

5.2.5 The washers used in the couplings shall conform to Type A of IS 937 : 1981.

5.2.6 When stainless steel used for the manufacture of hose delivery couplings, branch pipes and nozzles,

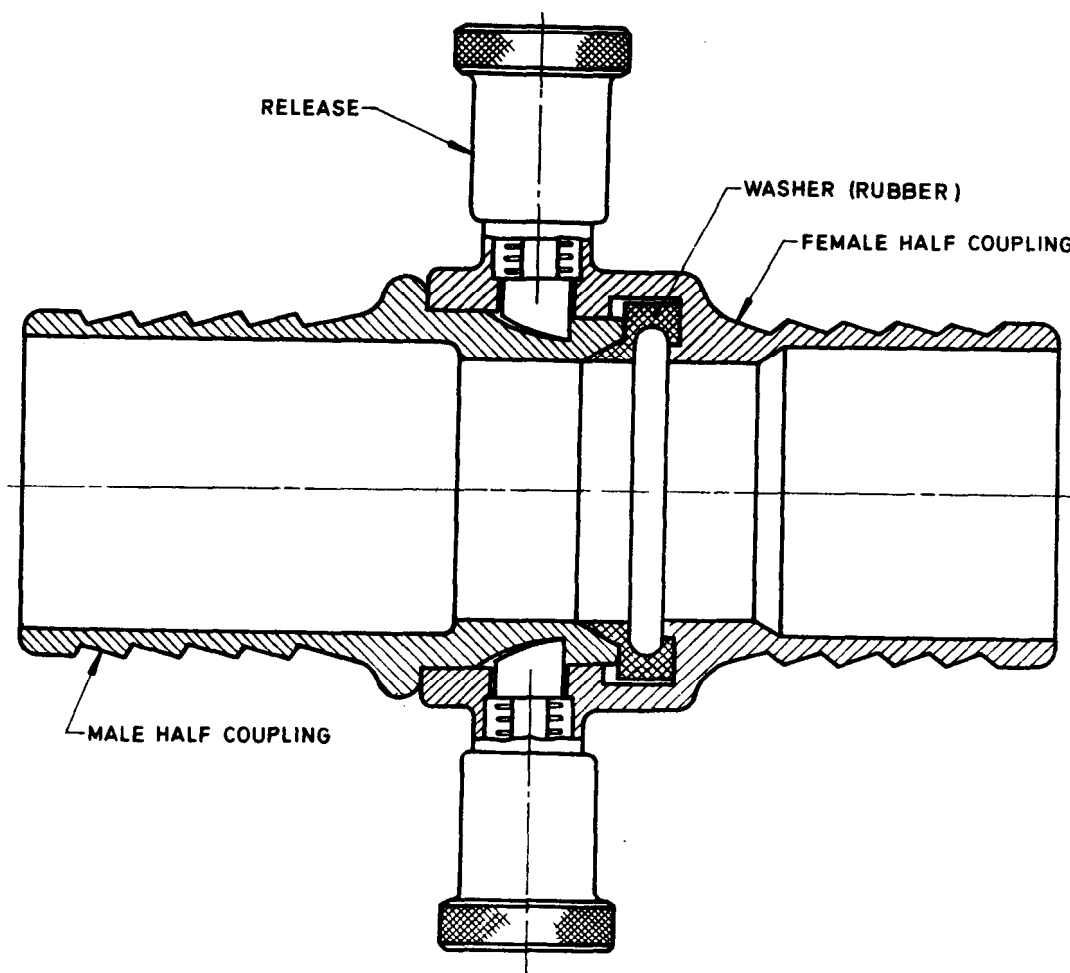


FIG. 1 ASSEMBLY OF DELIVERY HOSE COUPLINGS

it shall conform to designation 04Cr17Ni12MO2 of IS 6529 : 1972.

5.3 Size and Dimension

It shall be of two sizes, 63 mm and 70 mm. The shape and dimension of these two sizes are given in Fig. 2.

5.4 Hydraulic Test Requirement

The coupling shall be subjected to a hydraulic pressure of 2.1 MN/mm² (21 kgf/cm²) for a period of 2½ minutes. The coupling shall not show any sign of leakage or sweating.

SECTION 2

6 BRANCH PIPE

6.1 Materials

Same as given in 5.2 except washers for branch pipe, which shall conform to Type B of IS 937 : 1981.

6.2 The shape and dimension of the branch pipe shall be as given in Fig. 3.

6.3 Hydraulic Test Requirement

The branch pipe shall be subjected to a hydraulic pressure of 2.1 MN/mm² (21 kgf/cm²) for a period of 2½ minutes. It shall not show any sign of leakage or sweating.

SECTION 3

7 NOZZLES

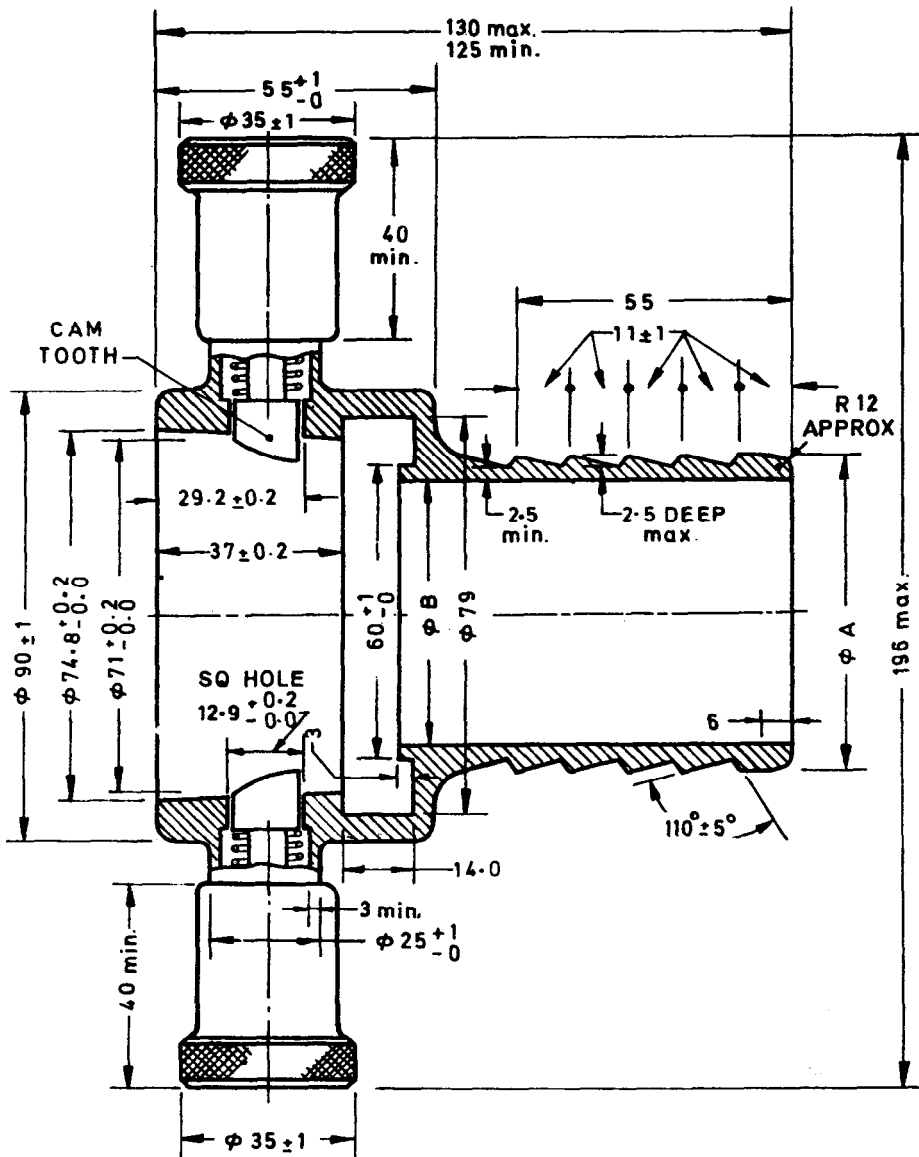
7.1 Materials

Same as given in 5.2.

7.2 The size of nozzles shall be 6, 12, 15, 20, 25 and 30 mm and shall conform to dimensions as shown in Fig. 4.

7.3 Hydraulic Test Requirements

The nozzle shall be subjected to a hydraulic pressure of 2.1 MN/mm² (21 kgf/cm²) for a period of 2½ minutes and shall not show any sign of leakage or sweating.

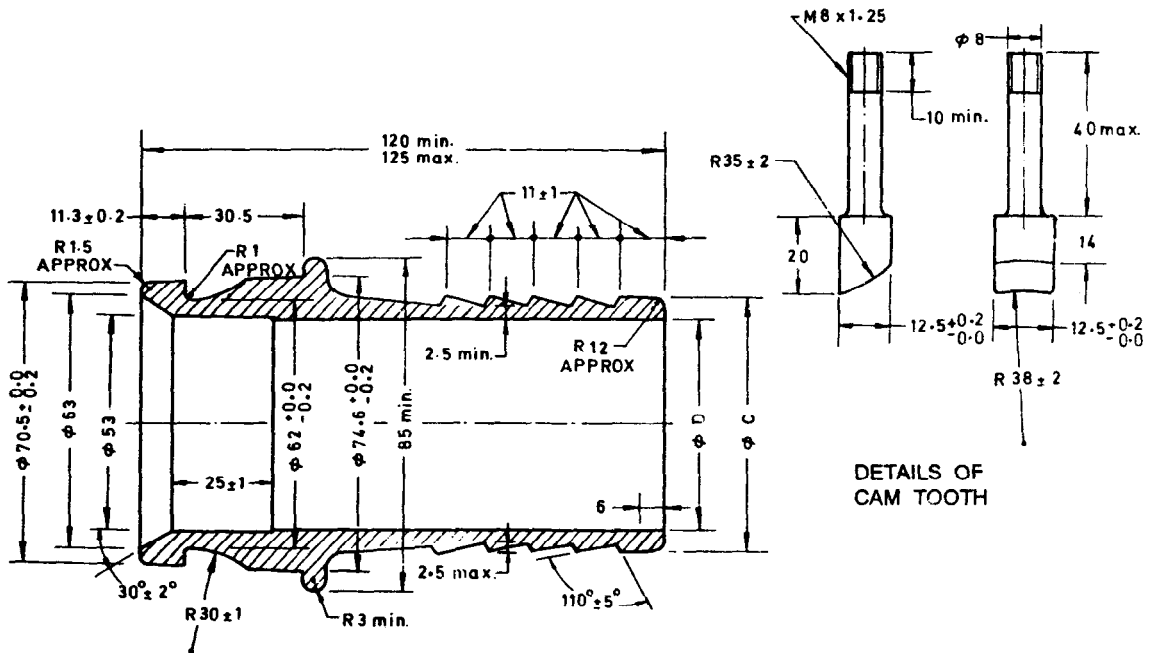


All dimensions in millimetres.

NOTE — Tolerance where not specified shall be ± 0.5 mm.

2A FEMALE HALF COUPLING

FIG. 2 DETAILS OF DELIVERY HOSE COUPLING — *Contd.*



Size	Dimensions			
	A (ϕ)	B (ϕ)	C (ϕ)	D (ϕ)
ϕ 63	63	53 + 0.00 - 0.5	63	53 + 0.0 - 0.5
ϕ 70	70	60 + 0.0 - 0.5	70	60 + 0.0 - 0.5

All dimensions in millimetres.

NOTE—Tolerance where not specified shall be ± 0.5 mm. The value of B in case of ϕ 70 size shall be reduced to 53 mm for a length of 5 mm minimum at washer and reduced gradually by smooth curve after the serrated length of coupling.

2B MALE HALF COUPLING

FIG. 2 DETAILS OF DELIVERY HOSE COUPLING

SECTION 4

8 NOZZLE SPANNER

8.1 Materials

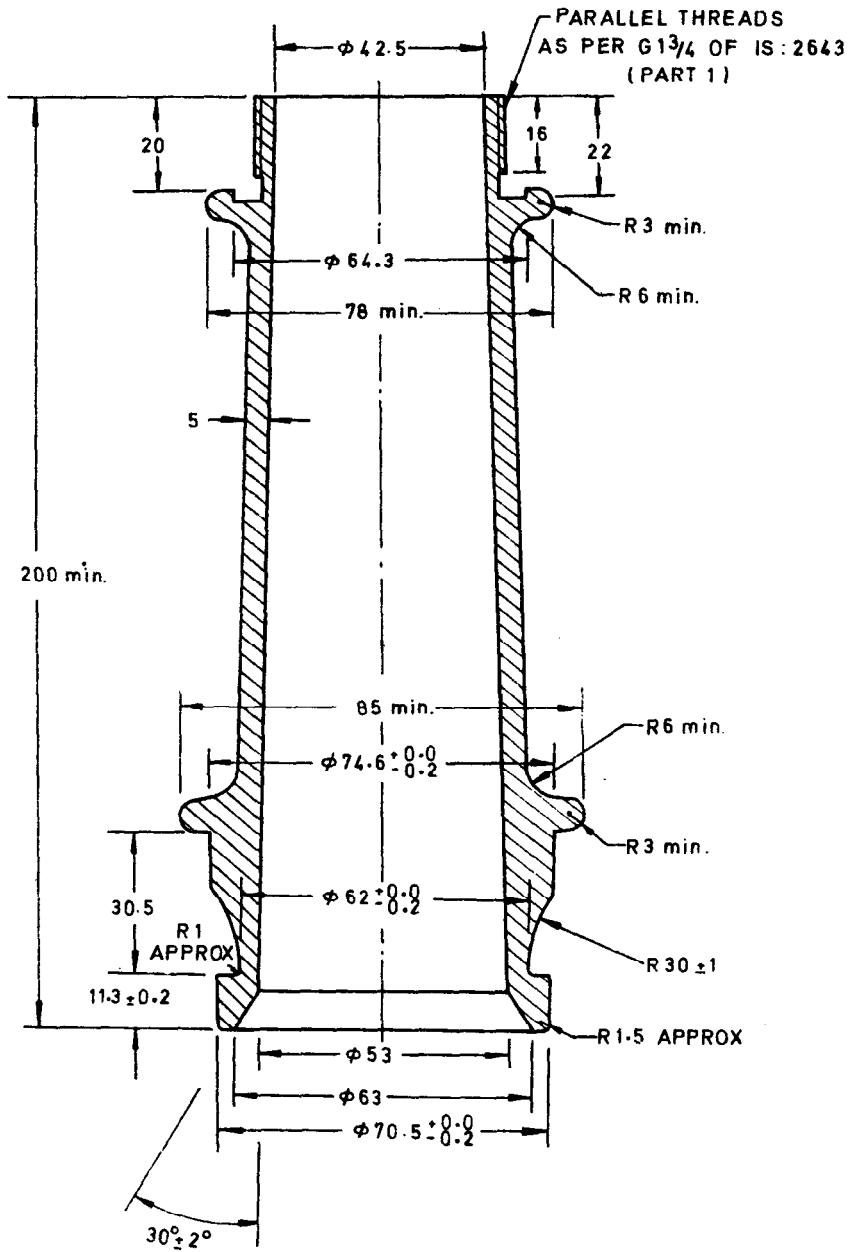
The nozzle spanner shall be made of steel of Grade 35C4 and 40C8 of IS 1570 (Part 2/Sec 1) : 1979.

8.2 The shape and dimension of the spanner shall be as given in Fig. 5.

8.3 The nozzle spanner shall be given anti-corrosive treatment by plating with chromium (see IS 1337 : 1980) or zinc (see IS 1573 : 1986).

8.4 Deflection Test Requirement

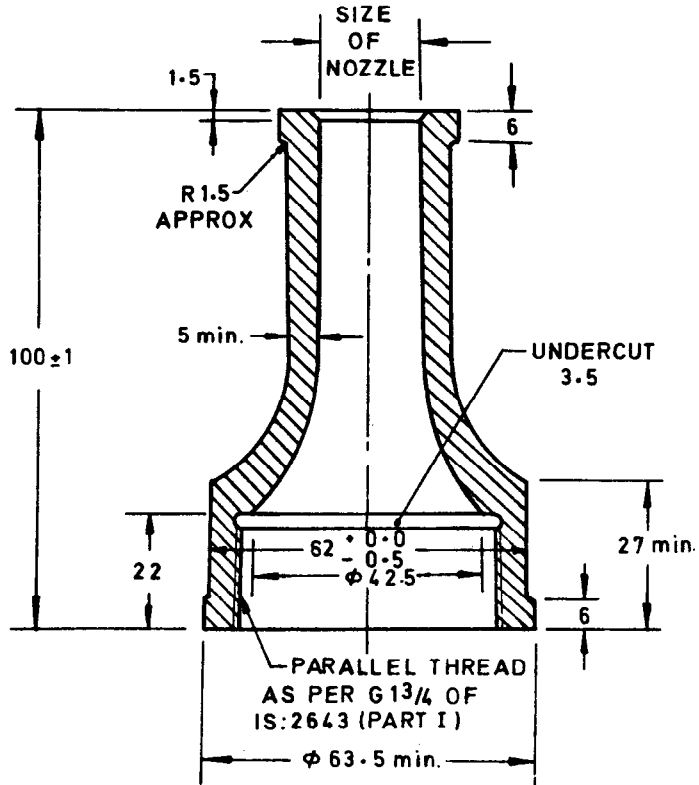
The spanner shall be fitted to a hexagon bar of the appropriate size. A weight of 35 kg shall then be applied to the handle when horizontal at a distance of 17 cm from the central line of the job and there shall not be any damage in respect of permanent deflection of the spanner job.



All dimensions in millimetres.

NOTE — Tolerance where not specified shall be ± 0.5 mm.

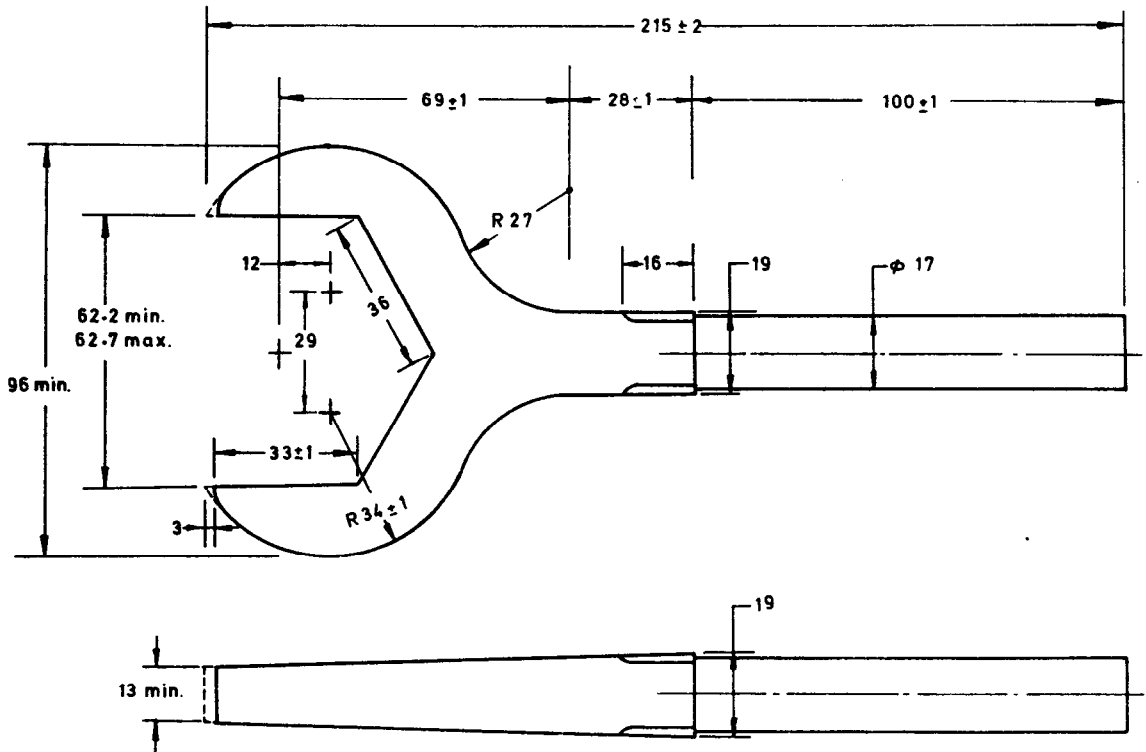
FIG. 3 BRANCH PIPE



All dimensions in millimetres.

NOTE — Tolerance where not specified shall be ± 0.5 mm.

FIG. 4 NOZZLE



All dimensions in millimetres.

NOTE — Tolerance where not specified shall be ± 0.5 mm.

FIG. 5 NOZZLE SPANNER

ANNEX A
(*Clause 2*)

LIST OF REFERRED INDIAN STANDARDS

<i>IS No.</i>	<i>Title</i>	<i>IS No.</i>	<i>Title</i>
291 : 1989	Specification for naval brass rods and sections (for machining purposes) (<i>third revision</i>)	1337 : 1980	Specification for electroplated coatings of hard chromium coatings on iron and steel (<i>second revision</i>)
292 : 1983	Specification for leaded brass ignots and castings (<i>second revision</i>)	1570 (Part 2/ Sec 1) : 1979	Schedules for wrought steels: Part 2 Carbon steels (unalloyed steels), Section 1 Wrought products (other than wire) with specified chemical composition and related properties (<i>first revision</i>)
304 : 1981	Specification for high tensile brass ingots and castings (<i>second revision</i>)		
318 : 1981	Specification for leaded tin bronze ingots and castings (<i>second revision</i>)	1573 : 1986	Specification for electroplated coatings of zinc on iron and steel (<i>second revision</i>)
617 : 1975	Specification for aluminium and aluminium alloys ingots and castings for general engineering purposes (<i>second revision</i>)	2643 (Part 1) : 1975	Dimensions for pipe threads for fastening purposes : Part 1 Basic profile and dimensions (<i>first revision</i>)
937 : 1981	Specification for washers for water fittings for fire fighting purposes (<i>second revision</i>)	6528 : 1972	Specification for stainless steel wire
		6529 : 1972	Specification for stainless steel blooms, billets and slabs for forging
1264 : 1989	Specification for brass gravity die castings (ingots and castings) (<i>third revision</i>)	7608 : 1987	Specification for phosphor bronze wire for general engineering purposes (<i>first revision</i>)

ANNEX B
(Foreword)

COMMITTEE COMPOSITION

Fire Fighting Sectional Committee, CED 22

<i>Chairman</i>	<i>Representing</i>
FIRE ADVISER	Ministry of Home Affair
<i>Members</i>	
ASSTT INSPECTOR GENERAL (RPSF)	Ministry of Railways
ASSTT SECURITY OFFICER (<i>Alternate</i>)	Tariff Advisory Committee, Madras
SHRI S. N. CHAKRABORTY	Oil and Natural Gas Commission, Dehradun
SHRI B. L. CHOUDHRY	Eureka Firetech Pvt Ltd, Bombay
SHRI B. K. SIPPY (<i>Alternate</i>)	Urban Development Department, Government of Maharashtra, Bombay
SHRI S. M. DESAI	Municipal Corporation of Delhi, Delhi
SHRI D. P. DHATRAK	Bhabha Atomic Research Centre (Fire Service), Bombay
SHRI S. K. DHARI	Home Department (Fire Service), Government of Tamil Nadu
SHRI R. C. SHARMA (<i>Alternate</i>)	National Airport Authority, New Delhi
SHRI RAMESH R. DHOBLAY	Home (Police Department), Government of Andhra Pradesh, Hyderabad
DIRECTOR	CPWD (Electrical), New Delhi
DEPUTY DIRECTOR (<i>Alternate</i>)	In personal capacity J-1916 Chitranjan Park, New Delhi
DIRECTOR OF EQUIPMENT	Steelage Industries Ltd (Minimax Division), Bombay
SENIOR FIRE OFFICER (<i>Alternate</i>)	Ministry of Defence (DIFR)
DIRECTOR GEN OF FIRE SERVICE	Jay Shree Textiles & Industries, Rishra
DEPUTY DIRECTOR (<i>Alternate</i>)	Municipal Corporation of Greater Bombay (Bombay Fire Brigade), Bombay
SHRI C. P. GOSAIN	Fire & Safety Applicances Co, Calcutta
SHRI P. N. GHOSH	Avon Services (Production and Agencies) Pvt Ltd, Bombay
SHRI J. S. JAMSHEDI	In personal capacity, New Delhi
SHRI C. GNANRAJ (<i>Alternate</i>)	Steel Authority of India
MAJ GEN B. S. KATARIA	Central Industrial Security Force, Ministry of Home Affairs
SHRI A. K. SURI (<i>Alternate</i>)	West Bengal Fire Services, Calcutta
SHRI P. KHANNA	The Institution of Fire Engineers (India), New Delhi
SHRI D. J. KULKARNI	Ministry of Defance (DGI)
SHRI S. N. KUNDU	Vijay Fire Protection Systems Pvt Ltd, Bombay
MANAGING DIRECTOR	Directorate General of Technical Development, New Delhi
TECHNICAL EXECUTIVE (<i>Alternate</i>)	Kooverji Devshi & Co Pvt Ltd, Bombay
SHRI G. B. MENON	Newage Industries, Surender Nagar, Gujarat
SHRI R. K. MISRA	Mathar & Platt (India) Ltd, Bombay
SHRI SURESH BABU V. (<i>Alternate</i>)	Directorate General of Supplies and Disposals, New Delhi
SHRI P. N. PANCHAL	Central Building Research Institute (CSIR), Roorkee
ASSTT INSPECTOR GEN (FIRE) (<i>Alternate</i>)	Metallurgical & Engg Consultants (India) Ltd, Ranchi
SHRI B. PATHAK	
PRESIDENT	
GENERAL SECRETARY (<i>Alternate</i>)	
SHRI R. R. RAO	
COL V. R. SENAHATTI (<i>Alternate</i>)	
SHRI HARISH SALOT	
SHRI L. SEN	
SHRI P. H. SETHNA	
SHRI N. T. PANJWANI (<i>Alternate</i>)	
SHRI B. J. SHAH	
SHRI A. M. SHAH (<i>Alternate</i>)	
SHRI ASHOK SHARMA	
SHRI A. K. NANDI (<i>Alternate</i>)	
SHRI R. C. SHARMA	
DR T. P. SHARMA	
DR A. K. GUPTA (<i>Alternate</i>)	
SHRI SUNIL DAS	
SHRI M. C. P. SINHA (<i>Alternate</i>)	

Fire Fighting Sectional Committee, CED 22 — *Contd**Members*

SHRI TARIT SUR
 SHRI D. NBOGI (*Alternate*)
 SHRI J. N. VAKIL
 SHRI K. RAVI (*Alternate*)
 SHRI T. YOGESWARA
 SHRI JOHN TAKEY (*Alternate*)
 SHRI J. VENKATARAMAN,
 Director (Civil Engineering)

Representing

Surex Production & Sales Pvt Ltd, Calcutta
 Tariff Advisory Committee, Bombay
 Steel Authority of India Ltd (Rourkela Steel Plant), Rourkela
 Director General, BIS, (*Ex-officio Member*)

Member Secretary

SHRI HEMANT KUMAR
 Joint Director (Civil Engineering)

Water Fitting for Fire Fighting Purposes Subcommittee, CED 22:1

Convener

SHRI A. K. SURI

Ministry of Defence, R&D Organization, New Delhi

Members

SHRI H. S. KAPARWAN (*Alternate to*
 Shri A. K. Suri)
 SHRI K. BHASKARAN
 SHRI S. N. CHAKRABORTY
 SHRI Z. U. ISLAM (*Alternate*)
 SHRI S. K. DHERI
 FIRE ADVISER
 SHRI S. A. HAVELIWALA
 SHRI A. K. BHATTACHARYA (*Alternate*)
 SHRI P. KHANNA
 SHRI D. J. KULKARNI
 PRESIDENT
 GENERAL SECRETARY (*Alternate*)
 SHRI C. V. RAMACHANDRAN
 SHRI K. U. K. PILLAI (*Alternate*)
 SHRI H. V. RAO
 SHRI K. V. BHARDWAJ (*Alternate*)
 SENIOR MANAGER
 (FIRE SAFETY SECURITY)
 SHRI P. H. SETHNA
 SHRI N. T. PANJWANI (*Alternate*)
 SHRI B. J. SHAH
 SHRI A. M. SHAH (*Alternate*)
 SHRI VAISHNAV SHAH
 SHRI DEVAN V. SHAH (*Alternate*)
 SHRI ASHOK SHARMA
 SHRI K. R. ESWARAN (*Alternate*)
 SUPERINTENDENT

Madras Refineries Ltd, Manali, Madras
 Tariff Advisory Committee, Madras

Municipal Corporation of Delhi (Delhi Fire Service), New Delhi
 Ministry of Home Affairs, New Delhi
 Chhatriya Rubber & Chemical Industries, Bombay

Jaya Shree Textiles, Rishra (WB)
 Municipal Corpn of Bombay (Bombay Fire Brigade), Bombay
 The Institution of Fire Engineers (India), New Delhi

Directorate of Standardization, Ministry of Defence, New Delhi

Engineers India Ltd, New Delhi

Indian Petrochemicals Corpn Ltd, Bombay

Kooverji Devshi & Co Pvt Ltd, Bombay

Newage Industries, Surender Nagar, Gujarat

Devraj Engineers, Ahmadabad

Mather & Platt (India) Ltd, Bombay

Steel Authority of India Ltd (Rourkela Steel Plant), Rourkela

Bureau of Indian Standards

BIS is a statutory institution established under the *Bureau of Indian Standards Act, 1986* to promote harmonious development of the activities of standardization, marking and quality certification of goods and attending to connected matters in the country.

Copyright

BIS has the copyright of all its publications. No part of these publications may be reproduced in any form without the prior permission in writing of BIS. This does not preclude the free use, in the course of implementing the standard, of necessary details, such as symbols and sizes, type or grade designations. Enquiries relating to copyright be addressed to the Director (Publication), BIS.

Review of Indian Standards

Amendments are issued to standards as the need arises on the basis of comments. Standards are also reviewed periodically; a standard along with amendments is reaffirmed when such review indicates that no changes are needed; if the review indicates that changes are needed, it is taken up for revision. Users of Indian Standards should ascertain that they are in possession of the latest amendments or edition by referring to the latest issue of 'BIS Handbook' and 'Standards Monthly Additions'.

This Indian Standard has been developed from Doc: No. CED 22 (5276)

Amendments Issued Since Publication

Amend No.	Date of Issue	Text Affected

BUREAU OF INDIAN STANDARDS

Headquarters:

Manak Bhavan, 9 Bahadur Shah Zafar Marg, New Delhi 110002
Telephones: 323 01 31, 323 33 75, 323 94 02

Telegrams: Manaksanstha
(Common to all offices)

Regional Offices:

Telephone

Central : Manak Bhavan, 9 Bahadur Shah Zafar Marg
NEW DELHI 110002

323 76 17, 323 38 41

Eastern : 1/14 C.I.T. Scheme VII M, V.I.P. Road, Maniktola
CALCUTTA 700054

{ 337 84 99, 337 85 61
337 86 26, 337 91 20

Northern : SCO 335-336, Sector 34-A, CHANDIGARH 160022

{ 60 38 43
60 20 25

Southern : C.I.T. Campus, IV Cross Road, CHENNAI 600113

{ 235 02 16, 235 04 42
235 15 19, 235 23 15

Western : Manakalaya, E9 MIDC, Marol, Andheri (East)
MUMBAI 400093

{ 832 92 95, 832 78 58
832 78 91, 832 78 92

Branches : AHMADABAD. BANGALORE. BHOPAL. BHUBANESHWAR.
COIMBATORE. FARIDABAD. GHAZIABAD. GUWAHATI.
HYDERABAD. JAIPUR. KANPUR. LUCKNOW. NAGPUR.
PATNA. PUNE. THIRUVANANTHAPURAM.