

इंटरनेट

मानक

Disclosure to Promote the Right To Information

Whereas the Parliament of India has set out to provide a practical regime of right to information for citizens to secure access to information under the control of public authorities, in order to promote transparency and accountability in the working of every public authority, and whereas the attached publication of the Bureau of Indian Standards is of particular interest to the public, particularly disadvantaged communities and those engaged in the pursuit of education and knowledge, the attached public safety standard is made available to promote the timely dissemination of this information in an accurate manner to the public.

“जानने का अधिकार, जीने का अधिकार”

Mazdoor Kisan Shakti Sangathan

“The Right to Information, The Right to Live”

“पुराने को छोड़ नये के तरफ”

Jawaharlal Nehru

“Step Out From the Old to the New”

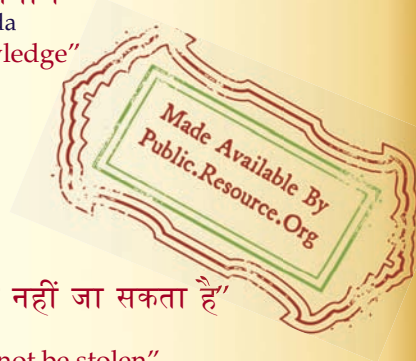
IS 1367-17 (2005): Industrial Fasteners - Threaded steel fasteners - Technical supply conditions, Part 17: Inspection, sampling and acceptance procedure [PGD 31: Bolts, Nuts and Fasteners Accessories]



“ज्ञान से एक नये भारत का निर्माण”

Satyanarayan Gangaram Pitroda

“Invent a New India Using Knowledge”



“ज्ञान एक ऐसा खजाना है जो कभी चुराया नहीं जा सकता है”

Bhartrhari—Nitiśatakam

“Knowledge is such a treasure which cannot be stolen”

BLANK PAGE



भारतीय मानक

चूड़ीदार इस्पात बंधन सामग्री की तकनीकी आपूर्ति शर्तें

भाग 17 निरीक्षण, प्रतिचयन तथा स्वीकरण प्रक्रिया

(चौथा पुनरीक्षण)

Indian Standard

**TECHNICAL SUPPLY CONDITIONS FOR THREADED
STEEL FASTENERS**

PART 17 INSPECTIONS, SAMPLING AND ACCEPTANCE PROCEDURE

(Fourth Revision)

ICS 21.060.01

© BIS 2005

BUREAU OF INDIAN STANDARDS
MANAK BHAVAN, 9 BAHADUR SHAH ZAFAR MARG
NEW DELHI 110002

Bolts, Nuts and Fasteners Accessories Sectional Committee, MGP 33

NATIONAL FOREWORD

This Indian Standard (Part 17) (Fourth Revision) which is identical with ISO 3269 : 2000 'Fasteners — Acceptance inspection' issued by the International Organization for Standardization (ISO) was adopted by the Bureau of Indian Standards on the recommendations of the Bolts, Nuts and Fasteners Accessories Sectional Committee and approval of the Medical Instruments, General and Production Engineering Division Council.

IS 1367 which covers the 'Technical supply conditions for threaded steel fasteners' was originally published in 1961 and first revised in 1967. In the late seventies, the second revision was taken up when the work of ISO/TC 2, 'Fasteners' taken into consideration of our national work on industrial fasteners. Accordingly, the Committee decided that IS 1367 should be brought out into several parts, each part covering a particular feature or property of the fasteners. Subsequently the second revision of this standard published in 1979.

The third revision of Part 17 was published in 1996 by adopting ISO 3269 : 1988 and superseded IS 2614 : 1964. This fourth revision has been made by adoption of latest edition of ISO 3269 published in 2000.

The text of ISO Standard has been approved as suitable for publication as an Indian Standard without deviations. Certain terminology and conventions are, however, not identical to those used in the Indian Standards. Attention is drawn especially to the following:

- a) Wherever the words 'International Standard' appear, referring to this standard, they should be read as 'Indian Standard'.
- b) Comma (,) has been used as a decimal marker while in Indian Standards, the current practice is to use a point (.) as the decimal marker.

In this adopted standard, reference appears to certain International Standards for which Indian Standards also exist. The corresponding Indian Standards, which are to be substituted in their places, are listed below along with their degree of equivalence for the editions indicated:

<i>International Standard</i>	<i>Corresponding Indian Standard</i>	<i>Degree of Equivalence</i>
ISO 898-1 : 1999 Mechanical properties of fasteners made of carbon steel and alloy steel — Part 1 : Bolts, screws and studs	IS 1367 (Part 3) : 2002 Technical supply conditions for threaded steel fasteners: Part 3 Mechanical properties of fasteners made of carbon steel and alloy steel — Bolts, screws and studs (<i>fourth revision</i>)	Identical
ISO 898-2 : 1992 Mechanical properties of fasteners — Part 2 : Nuts with specified proof load values — Coarse thread	IS 1367 (Part 6) : 1994 Technical supply conditions for threaded steel fasteners: Part 6 Mechanical properties and test methods for nuts with specified proof loads (<i>third revision</i>)	do

<i>International Standard</i>	<i>Corresponding Indian Standard</i>	<i>Degree of Equivalence</i>
ISO 898-5 : 1998 Mechanical properties of fasteners made of carbon steel and alloy steel — Part 5 : Set screws and similar threaded fasteners not under tensile stresses	IS 1367 (Part 5) : 2002 Technical supply conditions for threaded steel fasteners: Part 5 Mechanical properties and test methods for set screws and similar threaded fasteners not under tensile stresses (<i>third revision</i>)	Identical
ISO 898-6 : 1994 Mechanical properties of fasteners — Part 6 : Nuts with specified proof load values — Fine pitch threads	IS 13096 : 2000 Fasteners — Hexagon nuts with specified proof load values — Fine pitch threads — Mechanical properties (<i>first revision</i>)	do
ISO 1478 : 1999 Tapping screws thread	IS 5957 : 2003 Screw threads for thread forming tapping screws — Dimensions (<i>second revision</i>)	do
ISO 1502 : 1996 ISO general-purpose metric screw threads — Gauges and gauging	IS 2334 : 2001 ISO general purpose metric screw threads — Gauges and gauging (<i>second revision</i>)	do
ISO 2320 : 1997 Prevailing torque type steel hexagon nuts — Mechanical and performance properties	IS 1367 (Part 8) : 2002 Technical supply conditions for threaded steel fasteners: Part 8 Prevailing torque type steel hexagon nuts — Mechanical and performance properties (<i>third revision</i>)	do
ISO 2702 : 1992 Heat-treated steel tapping screws — Mechanical properties	IS 7178 : 2002 Heat treated tapping screws — Mechanical properties (<i>third revision</i>)	do
ISO 2859-1 : 1999 Sampling procedures for inspection by attributes — Part 1 : Sampling scheme indexed by acceptance quality limit (AQL) for lot-by-lot inspection	IS 2500 (Part 1) : 2000 Sampling inspection procedures: Part 1 Attribute sampling plans and indexed by acceptable quality level (AQL) for lot-by-lot inspection (<i>third revision</i>)	do
ISO 3506-1 : 1997 Mechanical properties of corrosion-resistant stainless-steel fasteners — Part 1 : Bolts, screws and studs	IS 1367 (Part 14/Sec 1) : 2002 Technical supply conditions for threaded steel fasteners: Part 14 Mechanical properties of corrosion-resistant stainless-steel fasteners, Section 1 Bolts, screws and studs (<i>third revision</i>)	do
ISO 3506-2 : 1997 Mechanical properties of corrosion-resistant stainless-steel fasteners — Part 2 : Nuts	IS 1367 (Part 14/Sec 2) : 2002 Technical supply conditions for threaded steel fasteners: Part 14 Mechanical properties of corrosion-resistant stainless-steel fasteners, Section 2 Nuts (<i>third revision</i>)	do

<i>International Standard</i>	<i>Corresponding Indian Standard</i>	<i>Degree of Equivalence</i>
ISO 3506-3 : 1997 Mechanical properties of corrosion-resistant stainless-steel fasteners — Part 3 : Set screws and similar fasteners not under tensile stress	IS 1367 (Part 14/Sec 3) : 2002 Technical supply conditions for threaded steel fasteners: Part 14 Mechanical properties of Corrosion-resistant stainless-steel fasteners, Section 3 Set screws and similar fasteners not under tensile stress (<i>third revision</i>)	Identical
ISO 4042 : 1999 Fasteners — Electroplated coatings	IS 1367 (Part 11) : 2002 Technical supply conditions for threaded steel fasteners: Part 11 Electroplated coatings (<i>third revision</i>)	do
ISO 4759-1 ¹⁾ Tolerances for fasteners — Part 1 : Bolts, screws, studs and nuts — Product grades A, B and C	IS 1367 (Part 2) : 2002 Technical supply conditions for threaded steel fasteners: Part 2 Product grades and tolerances (<i>third revision</i>)	do
ISO 4759-3 : 2000 Tolerances for fasteners — Part 3 : Plain washers for bolts, screws and nuts — Product grades A and C	IS 15274 : 2003 Tolerances for fasteners — Plain washers for bolts, screws and nuts — Product grades A and C	do
ISO 6157-1 : 1988 Fasteners — Surface discontinuities — Part 1 : Bolts, screws and studs for general requirements	IS 1367 (Part 9/Sec 1) : 1993 Technical supply conditions for threaded steel fasteners: Part 9 Surface discontinuities, Section 1 Bolts, screws and studs for general applications (<i>third revision</i>)	do
ISO 6157-2 : 1995 Fasteners — Surface discontinuities — Part 2 : Nuts	IS 1367 (Part 10) : 2002 Technical supply conditions for threaded steel fasteners: Part 10 Surface discontinuities — Nuts (<i>third revision</i>)	do
ISO 6157-3 : 1988 Fasteners — Surface discontinuities — Part 3 : Bolts, screws and studs for special requirements	IS 1367 (Part 9/Sec 2) : 1993 Technical supply conditions for threaded steel fasteners: Part 9 Surface discontinuities, Section 2 Bolts, screws and studs for special applications (<i>third revision</i>)	do

The concerned Technical Committee has reviewed the provisions of the following International Standards referred in this adopted standard and has decided that they are acceptable for use in conjunction with this standard:

<i>International Standard</i>	<i>Title</i>
ISO 7085 : 1999	Mechanical and performance requirements of case hardened and tempered metric thread rolling screws

¹⁾ Since published in 2000.

International Standard

Title

ISO 8839 : 1986 Mechanical properties of fasteners — Bolts, screws, studs and nuts made of non-ferrous metals

ISO 10683 ¹⁾ Fasteners — Non-electrolytically applied zinc flake coatings

For the purpose of deciding whether a particular requirement of this standard is complied with, the final value, observed or calculated, expressing the result of a test, shall be rounded off in accordance with IS 2 : 1960 'Rules for rounding off numerical values (*revised*)'. The number of significant places retained in the rounded off value should be the same as that of the specified value in this standard.

¹⁾ To be published.

Indian Standard

TECHNICAL SUPPLY CONDITIONS FOR THREADED STEEL FASTENERS

PART 17 INSPECTIONS, SAMPLING AND ACCEPTANCE PROCEDURE

(Fourth Revision)

1 Scope

1.1 This International Standard specifies the acceptance inspection procedure that the purchaser of fasteners must follow in order to determine whether a lot of fasteners will be accepted or rejected in cases where no other such procedure was agreed with the supplier at the time the fasteners were ordered. Additional requirements for acceptance may be included in a specific product standard (for example, one on prevailing torque-type nuts). The same procedure is also to be applied in cases where conformance to specification is disputed.

1.2 This International Standard is applicable to bolts, screws, studs, nuts, pins, washers, blind rivets and other related fasteners not intended for high volume machine assembly, special-purpose applications or specially engineered applications requiring greater in-process control and lot traceability (see the note in the introduction). The procedure for these products shall be agreed upon by the supplier and the purchaser prior to the confirmation of the order.

1.3 This International Standard is applicable only to fully manufactured products; it neither implies nor includes any particular in-process control procedure or inspection during production.

1.4 The production of accessories, services and partially fabricated parts (for example, washers, nuts, plating, heat treatment and blanks) for use in the manufacture of fasteners may be subcontracted to other suppliers by the fastener supplier. Nevertheless, the supplier of the final, finished product shall be solely responsible for the fastener's quality.

The requirements of this International Standard apply only to the condition of fasteners at the time of delivery. Any process carried out after receipt (for example, plating) will invalidate the requirements of this International Standard.

1.5 Annex B (informative) offers guidance to, and an explanation of, the principles upon which this International Standard is based.

2 Normative references

The following normative documents contain provisions which, through reference in this text, constitute provisions of this International Standard. For dated references, subsequent amendments to, or revisions of, any of these publications do not apply. However, parties to agreements based on this International Standard are encouraged to investigate the possibility of applying the most recent editions of the normative documents indicated below. For undated references, the latest edition of the normative document referred to applies. Members of ISO and IEC maintain registers of currently valid International Standards.

ISO 898-1:1999, *Mechanical properties of fasteners made of carbon steel and alloy steel — Part 1: Bolts, screws and studs.*

ISO 898-2:1992, *Mechanical properties of fasteners — Part 2: Nuts with specified proof load values — Coarse thread.*

ISO 898-5:1998, *Mechanical properties of fasteners made of carbon steel and alloy steel — Part 5: Set screws and similar threaded fasteners not under tensile stresses.*

ISO 898-6:1994, *Mechanical properties of fasteners — Part 6: Nuts with specified proof load values — Fine pitch thread.*

ISO 1478:1999, *Tapping screws thread.*

ISO 1502:1996, *ISO general-purpose metric screw threads — Gauges and gauging.*

ISO 2320:1997, *Prevailing torque type steel hexagon nuts — Mechanical and performance properties.*

ISO 2702:1992, *Heat-treated steel tapping screws — Mechanical properties.*

ISO 2859-1:1999, *Sampling procedures for inspection by attributes — Part 1: Sampling schemes indexed by acceptance quality limit (AQL) for lot-by-lot inspection.*

ISO 3506-1:1997, *Mechanical properties of corrosion-resistant stainless-steel fasteners — Part 1: Bolts, screws and studs.*

ISO 3506-2:1997, *Mechanical properties of corrosion-resistant stainless-steel fasteners — Part 2: Nuts.*

ISO 3506-3:1997, *Mechanical properties of corrosion-resistant stainless-steel fasteners — Part 3: Set screws and similar fasteners not under tensile stress.*

ISO 4042:1999, *Fasteners — Electroplated coatings.*

ISO 4759-1:—¹⁾, *Tolerances for fasteners — Part 1: Bolts, screws, studs and nuts — Product grades A, B and C.*

ISO 4759-3:2000, *Tolerances for fasteners — Part 3: Plain washers for bolts, screws and nuts — Product grades A and C.*

ISO 6157-1:1988, *Fasteners — Surface discontinuities — Part 1: Bolts, screws and studs for general requirements.*

ISO 6157-2:1995, *Fasteners — Surface discontinuities — Part 2: Nuts.*

ISO 6157-3:1988, *Fasteners — Surface discontinuities — Part 3: Bolts, screws and studs for special requirements.*

ISO 7085:1999, *Mechanical and performance requirements of case hardened and tempered metric thread rolling screws.*

ISO 8839:1986, *Mechanical properties of fasteners — Bolts, screws, studs and nuts made of non-ferrous metals.*

ISO 10683:—²⁾, *Fasteners — Non-electrolytically applied zinc flake coatings.*

1) To be published. (Revision of ISO 4759-1:1978)

2) To be published.

3 Terms and definitions

For the purposes of this International Standard, the following terms and definitions apply. They are based on the terms and definitions given in ISO 3534-2 and ISO 8402.

3.1 acceptance inspection

procedures such as sampling, gauging, measuring, comparing and testing to determine acceptance or rejection of a lot of fasteners

3.2 supplier

manufacturer, dealer or representative who supplies fasteners

3.3 purchaser

recipient or recipient's representative who receives fasteners

NOTE The purchaser is not necessarily the user of the fasteners.

3.4 inspection lot

definite quantity of fasteners of the same designation, received from the same supplier at the one time

3.5 lot size

N
number of fasteners contained in a lot

3.6 sample

one or more fasteners drawn at random from an inspection lot in such a way that all fasteners in the lot have an equal chance of being drawn

3.7 sample size

n
number of fasteners in a sample

3.8 characteristic

dimensional element, mechanical property or other recognizable product feature for which limits are specified

EXAMPLES Head height, body diameter, tensile strength or hardness.

3.9 nonconformity

deviation of a characteristic from a particular requirement

3.10 nonconforming fastener

fastener with one or more nonconformities

3.11 acceptance number

A_c
maximum number of nonconformities of the same characteristic in any given sample which, when exceeded, causes the lot to be rejected

3.12

sampling plan

plan under which a sample is taken in order to obtain information and determine a lot's acceptability

3.13

acceptable quality level

AQL

quality level in a sampling plan corresponding to a high probability of acceptance

NOTE In this International Standard, the probability is greater than or equal to 95 %.

3.14

limiting quality

LQ

quality level in a sampling plan corresponding to a low probability of acceptance

NOTE 1 In this International Standard, the probability is less than or equal to 10 %.

NOTE 2 LQ_{10} is the percentage of fasteners that do not conform in respect of product characteristic, having one chance in ten of being accepted under the sampling plan; often referred to as the consumer's risk.

3.15

supplier's risk

probability that a lot may be rejected regardless of the fact that its quality level corresponds to the respective AQL values in a sampling plan

3.16

probability of acceptance

P_a

probability that a lot of a given quality will be accepted in a given sampling plan

4 General principles and requirements

4.1 The purchaser may test the delivered fasteners for function and usability, when judged by the purchaser to be necessary or economically justifiable, provided the supplier's risk is no greater than 5 % and where no prior agreement has been reached.

4.2 The ability of the product to perform its intended function is an important consideration to be stressed during the acceptance inspection. Objections shall be raised only if non-conformities impair the fastener's intended function or use. Therefore it is not always necessary to carry out all tests specified in the standards.

The purchaser shall give the supplier the opportunity to verify any perceived nonconformity.

If, at the time of inspection, the subsequent function is uncertain (for example, in the case of stock parts), any deviation from the specified tolerances shall be regarded as impairing function or use.

4.3 A rejected lot of fasteners shall not be presented for reinspection unless the nonconformity has been rectified or the lot sorted (see 5.6).

NOTE Any rectification that might impair intended function and use will require the consent of the purchaser.

4.4 Gauges and measuring instruments used for inspection shall not determine any fastener to be unacceptable if the fastener dimensions and properties are within the limits of specification. If a dispute arises, direct measurements shall be made in order that a decision can be taken.

This does not apply to threads for which the checking with gauges is always decisive; see also ISO 1502.

4.5 Even when the lot satisfies the acceptance conditions of this International Standard, it is possible to reject individual fasteners that do not meet the agreed technical requirements.

5 Acceptance inspection procedure for fastener characteristics³⁾

5.1 Each characteristic shall be individually assessed.

5.2 Find the description of the fastener to be inspected for dimensional characteristics in Tables 1 to 4. Note all characteristics appropriate for inspection and the AQL value associated with each. For characteristics other than dimensional ones, note all those to be inspected, as well as the associated AQL values, covered in Tables 6 to 9.

5.3 Choose the appropriate LQ_{10} value in accordance with 4.1 (see the examples in Table 5).

NOTE 1 The LQ_{10} shall correspond to the fastener's function or use or to both. For more important fastener functions or uses, the LQ_{10} value may be smaller, but this will require greater sample sizes and higher inspection costs. It may be possible to reduce the proportion of fasteners inspected if the lot is from known sources with continuous production controls. In this case, if the lots inspected up to that point have shown good quality, choose a greater LQ_{10} value. Conversely, if the lot cannot be presumed to be uniform or is supplied by more than one manufacturer it may be necessary to increase the proportion of fasteners inspected. The choice of the LQ_{10} value shall be left solely to the discretion of the purchaser.

NOTE 2 The sampling plans in Table 5 are determined by the choice of AQL and by the consumer's risk (LQ_{10}). Once these two parameters have been determined, the sample size and acceptance number follow automatically. The lot/sample size relationship shown in Table 1 of ISO 2859-1:1999 is not applicable, as it is intended to apply only in the case of the production of a continuous series of lots. However, Table 5 can be applied in such a case, as well as to isolated lots if a suitable choice of LQ_{10} is made.

5.4 Knowing the AQL and with the LQ_{10} value chosen, find the sample size and the acceptance number, for example in Table 5.

5.5 Select the sample in accordance with 3.6. For each characteristic, carry out the inspection, note the number of nonconforming fasteners and accept the lot if their number is less than or equal to the acceptance number. If, in the case of non-destructive testing, the lot size is less than that of the required sample, 100 % inspection shall be carried out.

5.6 In the event of rejection, suitable disposal of the lot shall be agreed upon by purchaser and supplier (see 4.3).

5.7 Wherever possible, the samples for tensile tests should be those used for non-destructive hardness tests, with the lowest hardness figures applicable to testing tensile strength and the highest to elongation. The tensile test being destructive, it requires fewer samples than would a non-destructive hardness test.

NOTE The above is not applicable in cases of destructive hardness tests, for example case-hardness tests, hardness tests to detect carburization or decarburization and other such tests made on sections of the specimen.

The proof load test is regarded as a destructive test.

EXAMPLE 1 Inspection of threads for grade-A hexagon bolts from a supplier known for consistent quality. In this case, $LQ_{10} = 6,5$ (for AQL 1,0) is applicable:

AQL 1 - Sample size 80 - Acceptance number Ac 2

EXAMPLE 2 Inspection of the driving feature for hexagon-socket head-cap screws from an unknown supplier. In this case the LQ_{10} must be taken down to 3,0:

AQL 1 - Sample size 400 - Acceptance number Ac 7

3) Recommendations for acceptance inspection procedures are given in annex A (informative).

EXAMPLE 3 Inspection of the mechanical property: stress under proof load for nuts:

AQL 1,5 - Sample size 3 - Acceptance number Ac 0

5.8 Non-destructive (visual) tests for detecting surface discontinuities cannot always give results of the type and dimension of the discontinuity, which can only be verified by destructive tests. Greater sample sizes are thus necessary for non-destructive testing for surface discontinuities in order to identify those fasteners that should subsequently be subjected to destructive testing (see also footnote "a" in Table 6).

5.9 Acceptance testing on the basis of AQL values is only possible for systematic nonconformities able to be statistically evaluated.

For non-systematic nonconformities for which no limits can be specified, for example "missing heat treatment", "missing marking", "missing thread", the means of evaluation is left to the purchaser's discretion.

Table 1 — Dimensional characteristics of threaded fasteners

Dimensional characteristics	Product group					
	1	2	3	4	5	6
	Bolts, screws and studs of grades A and B ^a	Bolts, screws and studs of grade C ^a	Nuts of grades A and B ^a	Nuts of grade C ^a	Self-tapping screws ^b and wood screws	All thread-forming screws not covered in column 5, self-drilling screws and chip-board screws
AQL						
Width across flats	1	1,5	1	1,5	1,5	1
Width across corners	1	1,5	1	1,5	1,5	1
Nut height	—	—	1	1,5	—	—
Width of slot	1	—	—	—	1,5	1
Depth of slot	1	—	—	—	1,5	1
Recess penetration	1	—	—	—	1,5	1
Socket, GO gauge	1	—	—	—	—	—
Socket, NOT GO gauge	1	—	—	—	—	—
Configuration under head	1	—	—	—	—	1
GO thread gauge	1	1,5	1	1,5	—	1 ^c
NOT GO thread gauge	1	1,5	1	1,5	—	1 ^c
Major diameter	—	—	—	—	2,5	1
Geometric tolerances ^d	1	1,5	1	1,5	2,5	1
All others	1,5	2,5	1,5	2,5	2,5	1,5
Nonconforming fasteners	2,5	4	2,5	4	4	2,5

^a The product grades refer to the classification of the product with regard to fit and tolerances (see ISO 4759-1).

^b Screws with threads to ISO 1478.

^c For certain products (for example, thread-rolling screws) this characteristic is assessed on the basis of the thread produced in the mating component.

^d Each geometric tolerance shall be individually assessed.

Table 2 — Dimensional characteristics of plain washers

Dimensional characteristics	Product grade A ^a	Product grade C ^a
	AQL	
Hole diameter	1	1,5
Outside diameter	1,5	2,5
Others	2,5	4

^a The product grade refers to the classification of the product in respect of fit and tolerances (see ISO 4759-3)

Table 3 — Dimensional characteristics of pins

Dimensional characteristics	Product group				
	Parallel pins	Taper pins	Clevis pins	Spring pins	Split pins
	AQL				
Pin diameter	1	1	1	1	1,5
Surface roughness	1	1	1	—	—
Taper	—	1	—	—	—
Others	2,5	2,5	2,5	2,5	2,5

Table 4 — Dimensional characteristics of blind rivets

Dimensional characteristics	AQL
Shank diameter	1,5
Shank length	1,5
Head diameter	1,5
Mandrel protrusion	1,5
Others	2,5

Table 5 — Examples of sampling plans^a

Ac	AQL				
	0,65	1,0	1,5	2,5	4,0
	n^b LQ ₁₀				
0	8 25	5 37	3 54	—	—
1	50 7,6	32 12	20 18	13 27	8 42
2	125 4,3	80 6,5	50 10	32 17	20 25
3	200 3,3	125 5,4	100 6,6	50 13	32 20
4	315 2,6	200 3,9	125 6,2	80 9,6	50 15
5	400 2,4	250 3,7	160 5,8	100 9,3	—
6	—	315 3,4	200 5,2	125 8,4	80 13
7	—	400 3,0	250 4,7	160 7,3	100 11,5
8	—	—	315 4,2	200 6,6	125 10
10	—	—	400 3,9	250 6,0	160 9,5
12	—	—	—	315 5,6	200 8,8
14	—	—	—	400 5,0	250 8,0
18	—	—	—	—	315 7,8
22	—	—	—	—	400 7,3

NOTE For all sampling plans the supplier's risk is less than or equal to 5 %.

^a Sampling plans are derived from ISO 2859-1:1999, either directly or, in some cases, by interpolation.

^b In the case of non-destructive testing, if the lot size is less than the required sample size, 100 % inspection shall be carried out.

Table 6 — Characteristics of threaded fasteners, excepting dimensional characteristics

Characteristics		AQL	Reference standards
Mechanical characteristics and surface integrity	Non-destructive tests ^a	0,65	ISO 898 ^c ISO 2320 ISO 2702 ISO 3506 ^c ISO 6157 ^c ISO 7085 ISO 8839 etc.
	Destructive tests	1,5	
Chemical composition	1,5		
Metallurgical characteristics	1,5		
Functional (performance) characteristics	1,5		
Coating	1,5	ISO 4042 ISO 10683	
Others ^b	1,5		

^a If non-permitted surface discontinuities (for example, quench cracks) are found during surface discontinuity inspection (non-destructive test), regardless of their size, the inspection lot shall be rejected.

^b Other characteristics may be required according to applicable specifications.

^c See the applicable parts of these standards.

Table 7 — Mechanical characteristics of plain washers

Mechanical characteristics ^a	Carbon or alloy steel	Stainless steel	Non-ferrous metal
	AQL		
Hardness	0,65	0,65	—

^a Specified in product standards. Other characteristics may be required according to the application specification.

Table 8 — Mechanical characteristics of pins

Mechanical characteristics ^a	Product group	
	Parallel, taper and clivis pins	Spring pins Grooved pins
	AQL	
Sheer strength	—	1,5
Hardness	0,65	0,65

^a Specified in product standards. Other characteristics may be required according to the application specification.

Table 9 — Mechanical characteristics of blind rivets

Mechanical characteristics^a	AQL
Ultimate tensile strength	1,5
Ultimate shear strength	1,5
Mandrel break load	1,5
Mandrel push-out resistance	4,0
Mandrel head retention capability	4,0
^a Specified in product standards.	

Annex A (informative)

Recommendations for acceptance-inspection procedures (for example, for dimensional characteristics)

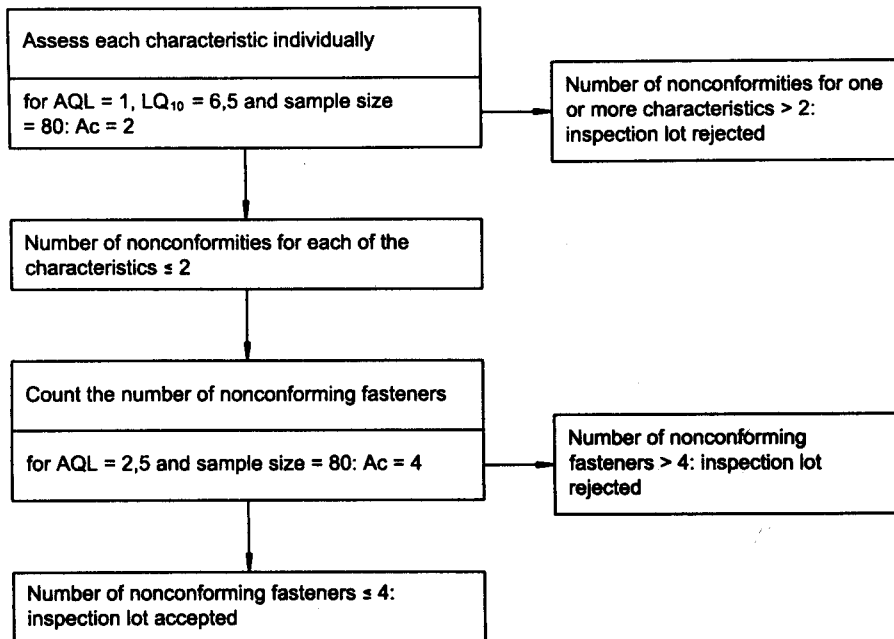
Option 1

One sample size (n) chosen according to Table 5 shall be taken to test all the dimensional characteristics. Each characteristic shall be individually assessed (see Tables 1, 2, 3 and 4).

When the inspection lot passes the tests for individual characteristics, nonconforming fasteners are to be assessed as follows:

- count the nonconforming fasteners found for all the characteristics tested (a fastener with one or more nonconformities is to be considered a single nonconforming fastener, see 3.10);
- compare the number of nonconforming fasteners with the A_c value corresponding to the sample size (n) and to the AQL value given in Tables 1, 2, 3 or 4 for nonconforming fasteners, in order to determine whether to accept or reject the inspection lot.

Procedure 1



Option 2

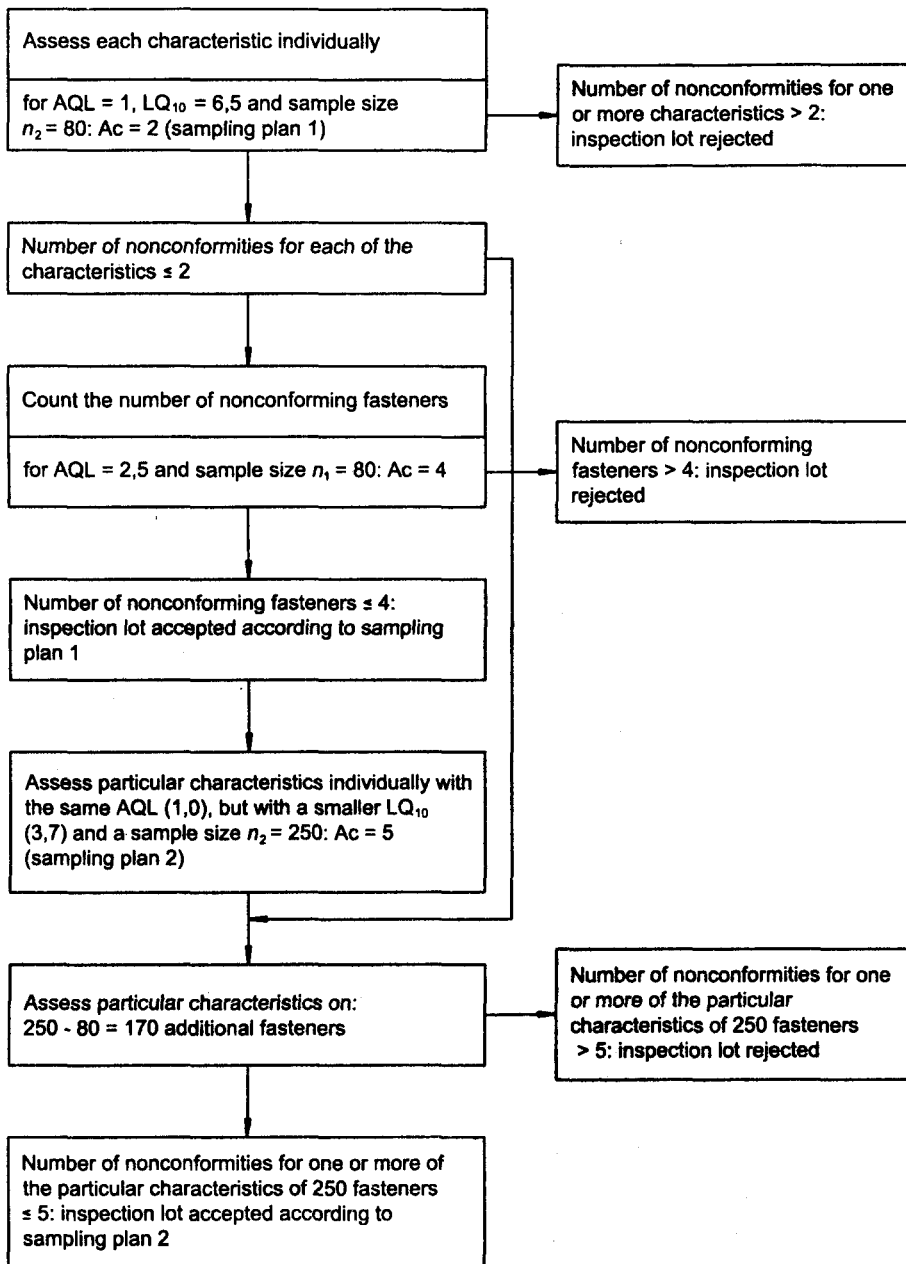
One sample size (n_1) chosen according to Table 5 shall be taken to test all the dimensional characteristics.

First, the procedure specified in option 1 shall be carried out with the sample size n_1 . When the inspection lot has passed the test, the purchaser can decide to increase the sample size for characteristics judged to be particularly important, which, according to Table 5, also implies an increase in the acceptance number for these characteristics.

Then:

- choose a larger sample size (n_2) according to Table 5;
- carry out tests for particularly important characteristics on the supplementary parts ($n_2 - n_1$);
- the decision for acceptance or rejection of the inspection lot is made according to the A_c value resulting from the sample size (n_2) and the AQL value given in Table 5.

Procedure 2



Annex B (informative)

Guidance and explanation concerning the principles of this International Standard

B.1 General

It is not always possible to prevent nonconforming fasteners from occurring in mass production. Large lots in particular may occasionally contain some nonconforming fasteners. Technical requirements do not generally demand that these nonconforming fasteners be sorted out, which is in any case a difficult and uneconomic procedure.

Each nonconforming fastener whose nonconformity may have a more-than-negligible adverse affect on the intended use can be cause for complaint.

The purchaser who tests each fastener and consequently the total delivery will sort out the nonconforming fasteners and, if necessary, make a complaint. The procedures and AQL values specified in this International Standard are not to be used in such a case.

Large lots are usually subjected only to random sampling by the purchaser. The results of random inspection permit the deduction of the actual number of nonconforming fasteners present in the inspection lot with a more or less high degree of probability. The probability depends on the sample size (extent of testing).

B.2 Purpose

The purpose of this International Standard is the specification of objective criteria for determining the circumstances under which a complaint related to an entire lot may be made, without knowledge of the precise proportion of nonconforming fasteners in the lot. It's aim is to protect the supplier, as far as possible, against complaints related to inspection lots in which the proportion of nonconforming fasteners is small (smaller than the AQL value) but where, as the result of an unsuitable sampling inspection (for example, because sample sizes were too small), it has been incorrectly indicated as being excessive.

B.3 Background to clause 1

This International Standard defines quality limits (AQL values) and sampling plans whereby the supplier's risk does not exceed 5 % for the rejection of lots and the percentage of nonconformance is equal to the AQL value.

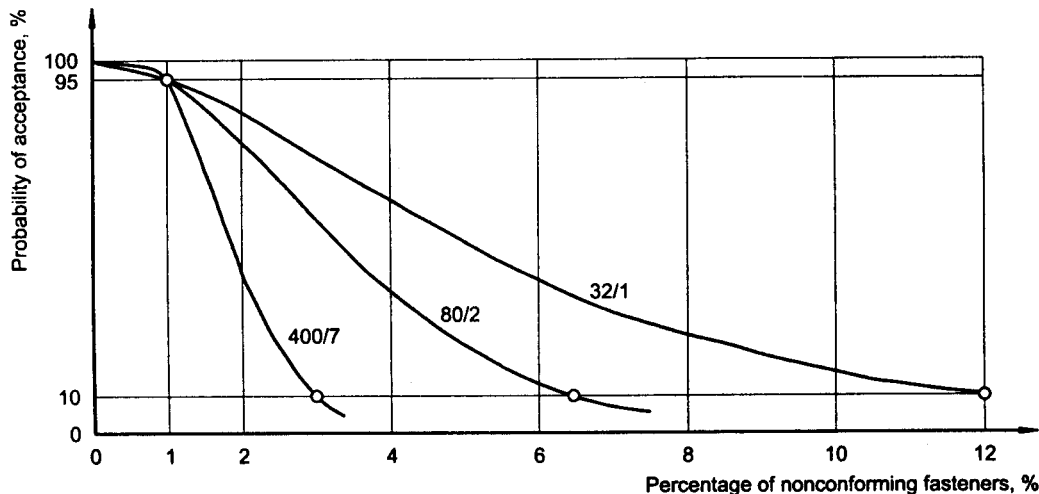
On the one hand, this specification protects the supplier; on the other hand, it leaves the purchaser the necessary freedom to choose the sampling plan needed for technical reasons.

The purchaser can therefore match the extent of inspection with functional requirements and with experience gained from previous lots received from the same supplier (quality history). The greater the sample size (i.e. the nearer the sampling plan's LQ value to the AQL) the greater the probability of recognizing lots in which the percentage of nonconforming fasteners appreciably exceeds the AQL value; the greater, too, the effort and expense involved. By using this system the purchaser can select the optimal technical and economic parameters for the particular situation.

B.4 Background to clause 4

The following presents the relationship existing between the sampling plan (sample size, acceptance number) and the AQL and LQ values.

Each sampling plan is described by its operating characteristic curve OC (see Figure B.1). This curve shows the probability of acceptance in a sampling inspection as a function of the actual percentage of nonconforming fasteners in the inspection lot. The points on the operating characteristic curve indicating a 95 % and a 10 % probability of acceptance have been selected for the determination of suitable sampling. The 95 % point of the OC is required to be greater than or equal to the AQL value specified. Selection of the 10 % point on the OC (LQ₁₀ value) is at the purchaser's discretion. The LQ₁₀ value corresponds to the percentage of nonconforming fasteners in inspection lots that are highly likely (90 % probability) to give rise to complaints.



EXAMPLE AQL = 1, Sampling plans 32/1, 80/2 and 400/7

Figure B.1 — Operating characteristic curves for sampling plans

This International Standard includes Table 5 for those users who do not have their own sampling system.

Sampling inspection is used only in determining acceptance or rejection of an entire lot. Complaints about individual nonconforming fasteners are not affected, and are possible even if the lot has been accepted without complaint.

During discussions of the AQL values, it was generally recognized that a complaint rate of 5 % for entire deliveries was, as a rule, uneconomic for the supply of fasteners. The AQL values and the supplier's risk specified in this International Standard are therefore to be viewed merely as characteristic values for the determination of suitable sampling plans. The quality of fasteners manufactured is usually superior to that implied by the AQL value.

B.5 Information additional to clause 4

Manufacturers test their products at their own discretion, using the means and methods which seem appropriate to them, and according to their knowledge of the correlations between manufacturing processes, materials, types of fasteners and the frequency of nonconformities. Manufacturers are not obliged to use the processes and tests described in this International Standard, either in manufacture or in final inspection, if they can produce the same result using different means and methods.

Purchasers also have the possibility of using any test which appears suitable to them. However, a more severe test (lower AQL values for a lower probability of acceptance) may only be used as the basis for decisions pertaining to complaints in respect of inspection lots if such a deviation from this International Standard was expressly agreed at the time of ordering.

Some deviations from specified tolerances or limits will have no adverse effects either on the function or use of fasteners and, in accordance with 4.2, no complaints should be made about these. For example, the ISO thread tolerances provided for some clearances allow electroplating to be applied without adverse effect on the functioning of the threads. If the upper limit of the effective bolt thread diameter is slightly exceeded, and it is known that this thread will not be coated, this deviation can have no adverse effect on the function or use of the screws, and no complaint shall be made.

Regardless of their nature or the use of gauges and measuring instruments, the different measurement and inspection procedures shall not qualify any part as nonconforming if the actual values lie within the specified limits. However, this does not apply to threads where gauging is decisive. The standards dealing with inspection and measurement procedures specify how this principle is to be realized in individual methods and items of test equipment. In a case of arbitration, the effect of the uncertainty of inspection methods and measuring equipment shall be included in the assessment of the results of inspection and measurement.

B.6 Background to clause 5

Properties for which no limits are specified in International Standards covering mechanical properties, for example in ISO 898-1, ISO 898-2 or ISO 898-6, or in dimensional standards, may be important in particular cases. In order to avoid misunderstandings, permissible limiting values or limit specimens or both shall be exchanged at the time of ordering.

Limiting values have been specified for the greater part of the properties to be assessed. In an individual case where nonconformities are found, and depending on the function of the part and the deviation from the limits determined, agreement may have to be reached between the supplier and the purchaser on acceptance, rejection or further machining or processing, possibly involving reinspection.

The recording of test results obtained from various lots supplied by the same supplier gives a statistically representative picture of that supplier's quality level over a particular period. It is therefore recommended that the results of non-destructive and destructive tests be continuous and regularly recorded, in order to obtain statistically based, representative documentation for the assessment of each supplier's quality level.

Bureau of Indian Standards

BIS is a statutory institution established under the *Bureau of Indian Standards Act, 1986* to promote harmonious development of the activities of standardization, marking and quality certification of goods and attending to connected matters in the country.

Copyright

BIS has the copyright of all its publications. No part of these publications may be reproduced in any form without the prior permission in writing of BIS. This does not preclude the free use, in the course of implementing the standard, of necessary details, such as symbols and sizes, type or grade designations. Enquiries relating to copyright be addressed to the Director (Publications), BIS.

Review of Indian Standards

Amendments are issued to standards as the need arises on the basis of comments. Standards are also reviewed periodically; a standard along with amendments is reaffirmed when such review indicates that no changes are needed; if the review indicates that changes are needed, it is taken up for revision. Users of Indian Standards should ascertain that they are in possession of the latest amendments or edition by referring to the latest issue of 'BIS Catalogue' and 'Standards : Monthly Additions'.

This Indian Standard has been developed from Doc : No. **MGP/BP 33 (0398)**.

Amendments Issued Since Publication

Amend No.	Date of Issue	Text Affected

BUREAU OF INDIAN STANDARDS

Headquarters:

Manak Bhavan, 9 Bahadur Shah Zafar Marg, New Delhi 110 002

Telephones : 2323 0131, 2323 3375, 2323 9402 Website : www.bis.org.in

Regional Offices :

Central : Manak Bhavan, 9 Bahadur Shah Zafar Marg
NEW DELHI 110 002

Telephones

{ 2323 7617
2323 3841

Eastern : 1/14 C. I. T. Scheme VII M, V. I. P. Road, Kankurgachi
KOLKATA 700 054

{ 2337 8499, 2337 8561
2337 8626, 2337 9120

Northern : SCO 335-336, Sector 34-A, CHANDIGARH 160 022

{ 260 3843
260 9285

Southern : C. I. T. Campus, IV Cross Road, CHENNAI 600 113

{ 2254 1216, 2254 1442
2254 2519, 2254 2315

Western : Manakalaya, E9 MIDC, Marol, Andheri (East)
MUMBAI 400 093

{ 2832 9295, 2832 7858
2832 7891, 2832 7892

Branches: AHMEDABAD. BANGALORE. BHOPAL. BHUBANESHWAR. COIMBATORE.
FARIDABAD. GHAZIABAD. GUWAHATI. HYDERABAD. JAIPUR. KANPUR.
LUCKNOW. NAGPUR. NALAGARH. PATNA. PUNE. RAJKOT. THIRUVANANTHAPURAM.
VISAKHAPATNAM.